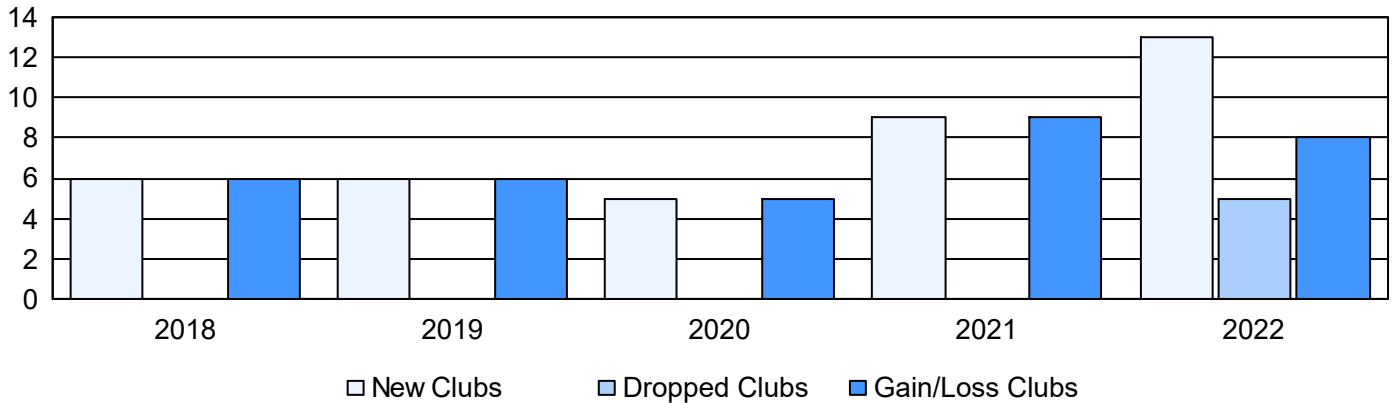
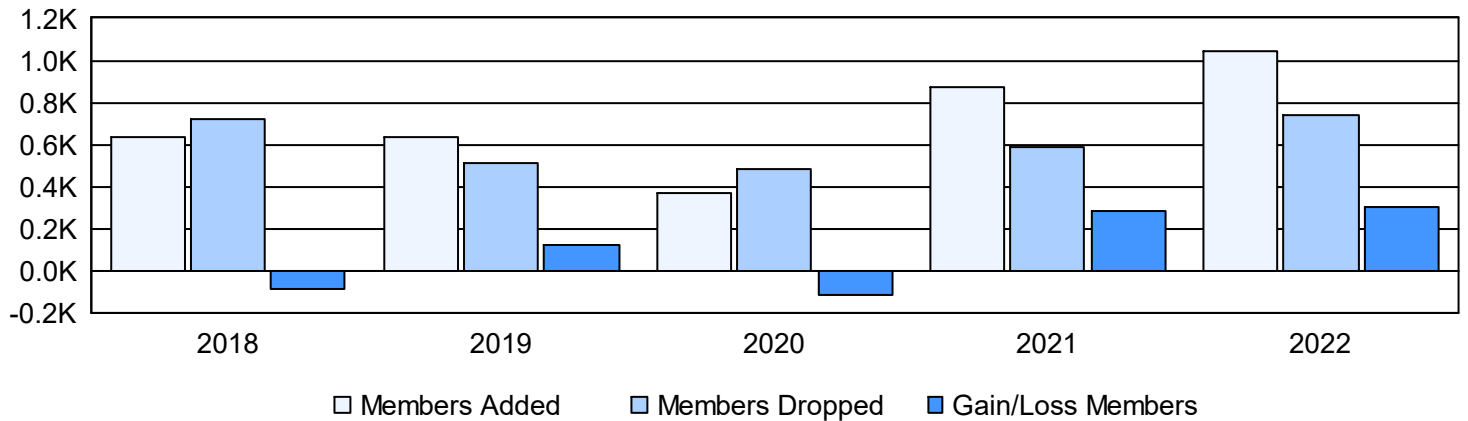


Year	New Clubs	Dropped Clubs	Gain/ Loss Clubs	New Members	Charter Members	Reinstate Members	Transfer Members	Total Member Added	Total Members Dropped	Gain/ Loss Members
2017-2018	6	0	6	366	180	67	25	638	721	-83
2018-2019	6	0	6	361	244	20	10	635	514	121
2019-2020	5	0	5	195	135	20	16	366	481	-115
2020-2021	9	0	9	528	288	52	6	874	588	286
2021-2022	13	5	8	568	414	54	11	1,047	743	304
<b>Average</b>	<b>8</b>	<b>1</b>	<b>7</b>	<b>404</b>	<b>252</b>	<b>43</b>	<b>14</b>	<b>712</b>	<b>609</b>	<b>103</b>

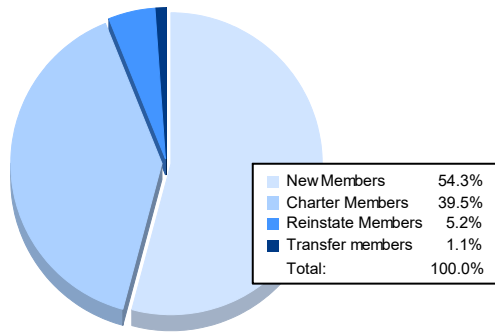
### Clubs



### Members



### Membership Composition June 2022 Cumulative



### Gender Composition June 2022 Cumulative

